

# Devices and lightbulbs

This fact sheet contains the key facts and figures for 2023. Also read the stories behind these figures in our annual report! To do so, scan the QR code.



## 1. On the market

Number of importers/producers affiliated with us **4,394**

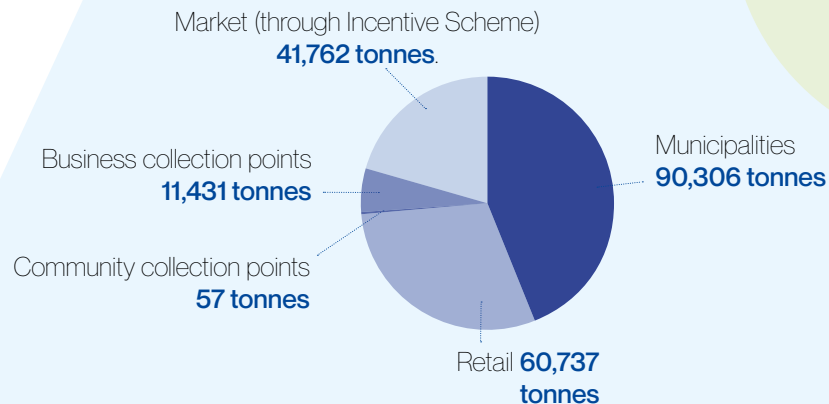
Weight to devices brought to market by them (Put-on-Market, PoM): **823,020 tonnes**

A Dutch household contains on average **131 electronic devices**

## 2. Collection

In total, we collected **204,294 tonnes**

### Where did we collect these tonnes?



**85%** of the Dutch people make use of the municipal waste disposal site

People rate the drop-off point in shops with a **7.7**

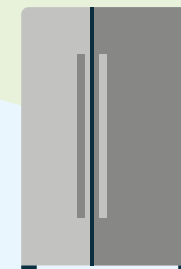
Consumers could come to one of the **7,969 Wecycle drop-off points**

Companies could make use of one of the **206 Wecycle for companies drop-off points**

**1,850 orders** to have electronic waste collected free of charge

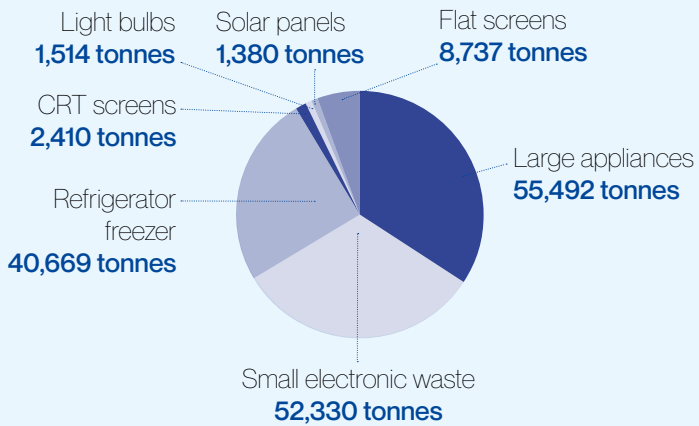
### Most collected devices

1. Domestic cooling and freezing appliances
2. Washing machines
3. Dishwashers
4. Small audio and video equipment
5. Small household, kitchen and care appliances



### 3. Recycling

\*excluding market (via Incentive Scheme)



**CO<sub>2</sub> emissions avoided**  
550,000 tonnes

#### Useful application

99% of all appliances collected through us and the materials incorporated in them find a useful application through reuse, recycling and energy recovery.



### 4. Information

Average registered reach Wecycle campaigns per resident **41**

(Prompted) awareness of Wecycle **69%**

Rating Wecycle **7.8**

Schools that are partners in our education initiatives **1,500**

Visit the site [wecyclevoorbedrijven.nl](http://wecyclevoorbedrijven.nl) after campaign **54%**

Campaign rating [wecyclevoorbedrijven.nl](http://wecyclevoorbedrijven.nl) **7.3**

Number of newsletters to our importers / manufacturers **8**

Total number of users Circular knowledge: **3,261**

#### Recycling rate by category vs legal target

Heat and cold exchange equipment  
Recycle rate: **82%** | requirement 80%

Large appliances  
Recycling rate: **82%** | requirement 80%

Screens and monitors  
Recycling rate: **74%** | requirement 70%

Small appliances  
Recycling rate: **68%** | requirement 55%

Light bulbs  
Recycling rate: **91%** | requirement 80%

Small ICT  
Recycling rate: **75%** | requirement 55%

